



Flowscreed Industrial Top (5 – 30 mm)



Description

A fast drying, pump applied, cement-based floor topping for fast track renovation of concrete floors.

Uses

Fast track renovation of floors in warehouses, production zones, aircraft hangers, automotive process lines and other areas where a hardwearing level floor is needed.

Can be used with Flowcrete resin toppings to provide better aesthetics and improved wear and chemical resistance.

Is laid at 5 – 30 mm, however an 8 mm average thickness is a typical expectation on a reasonably level base.

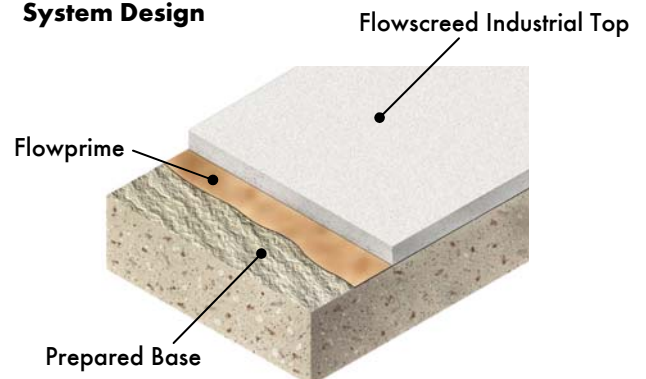
Benefits

- Fast track floor refurbishment
- Strong durable floor topping
- Self levelling
- Rapid installation - 2000m² per day under suitable conditions
- Rapid setting - walk on after 2 - 4 hours under suitable conditions
- Fast drying – install floor finishes after 24 hours dependent on thickness, ambient temperatures and humidity
- Single pack
- Protein free - will not harbour bacteria

Project References

Bentley and Rolls-Royce automotive production lines; Flenders AG, Germany; Fyffes; Jaguar; Perkins Engines; Polyone; Tesco Warehouses; Vauxhall.

System Design



Model Specification

Product: Flowscreed Industrial Top
Thickness: _____ between 5 - 30 mm
Preparatory work and application in accordance with manufacturers instructions.
Manufacturer: Flowcrete UK Ltd
Telephone: Customer Service - +44 (0)1270 753000

Substrate Requirements

Concrete or screed substrate should be a minimum of 25N/mm², free from laitance, dust and other contamination. The substrate should be dry to 75% RH as per BS8204 and free from rising damp and ground water pressure. If no damp proof membrane is present, Hydraseal DPM can be incorporated directly beneath the Flowscreed Industrial Top system, enabling the immediate installation of floor finishes once the screed has dried.

Products Included in this System

Primer: Flowprime @ 0.25 kg/m² with full blind of dry Silica Sand/Quartz grade 1-2mm @ 2 kg/m²

Or

if a dpm required and on a concrete base with a moisture content above 75%:

DPM: Hydraseal DPM @ 0.5 kg/m²
Sand scatter: dry Silica Sand/Quartz grade 1-2mm @ 2 kg/m²

Or

in areas of light pedestrian traffic and whenever overlaying Isocrete Self Level Base:

Isocrete Primer @ 0.1 kg/m²

Topping: Flowscreed Industrial Top @ 17 kg/m² for 10mm

Resin topping (if required): see relevant Flowcrete data sheets

Detailed application instructions are available upon request.

Protection on Completion

Ensure the screed is not subject to draughts during the first 6 hours of curing as this may lead to cracking and crazing. Tape up doorways with polythene to prevent air movement. Prevent contamination by following trades.

Installation Service

The installation should be carried out by a Flowcrete approved contractor with a documented quality assurance scheme. Obtain details of our approved contractors by contacting our customer service team or enquiring via our web site www.flowcrete.co.uk

Focus on the Floorzone

Flowcrete are market leaders in specialist industrial and commercial flooring. Systems available include: underfloor heating systems, floor screeds, surface damp proof membranes, decorative floor finishes, seamless terrazzo, car park deck waterproofing, corrosion protection systems... to name just a few.

Our objective is to satisfy your Floorzone needs.

Technical Information

The figures that follow are typical properties achieved in laboratory tests at 20°C and at 50% Relative Humidity.

Fire Resistance	BS 476-7: Spread of Flame: Class 1
Impact Resistance	BS 8204-1 Cat: A
Temperature Resistance	50°C max
Abrasion Resistance	BS 8204-2: Class AR2 / WS
Compressive Strength (28 days)	35 N/mm ² (BS EN 196)
Flexural Strength (28 days)	10 N/mm ² (BS EN 196)
Adhesion to C30 concrete (28 days)	> 1 N/mm ²
Shrinkage	< 0.06%
Maximum particle size	1 mm
Protein content	Nil
Thickness	5 - 30 mm
Laying Temp	5 - 25°C
Flow Ring (65mm diam. x 40mm high)	220 - 240 mm
Mix Ratio per 25 kg	4.5 - 4.8 litres water

Speed of Cure

For 10 mm thickness

	10°C	20°C
Walk on	4 - 8 hrs	2 - 4 hrs
Following trades	1 day	1 day
Full traffic	7 days	7 days

Drying Time

Floor finishes can be applied after 24 hours - dependent on thickness and ambient conditions (20°C, 50% RH). After 6 hours curing without draughts, ensure the area has sufficient ventilation to allow the screed to dry.

Important Note

Flowcrete's products are guaranteed against defective materials and manufacture and are sold subject to its standard Terms and Conditions of Sale, copies of which can be obtained on request.

Further Information

To ensure you are specifying a fit for purpose flooring for your project please consult our Technical Advisors on the number below or visit our website to register your interest in specifying one of the most durable floors on the market.